
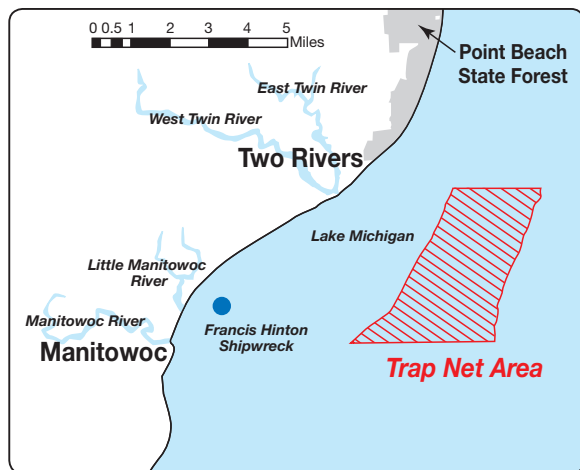
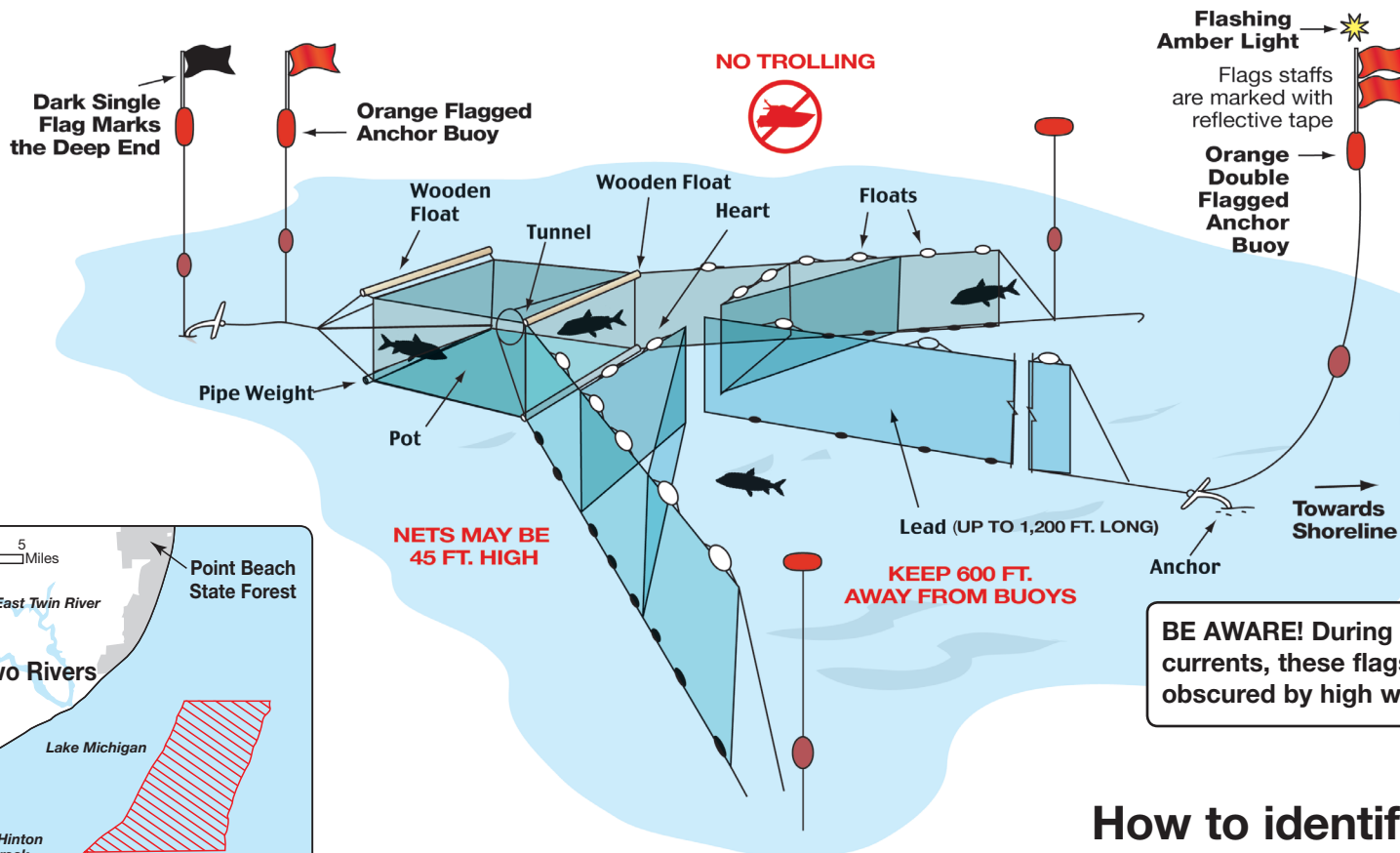


The pot-end of the net is marked with a single flag buoy.



The lead-end of the net is marked with a double flag buoy.



Maniwoc/Two Rivers trap net area: bounded on the north by 44° 08.917' latitude and on the south by 44 05.550' (minute decimal).

How to avoid trap nets:

- Flags and buoys mark the nets.
- Give wide berth (600 feet) when passing trap net buoys and flags, as anchor lines extend in all directions from the markers.
- **Do not troll** between or near trap net buoys. Fishing gear may easily snag the net and anchor lines.
- **Anglers are now required to carry wire cutters on board.**

Trap net area:

Map not to be used for navigation.

Commercial trap nets are used all summer in depths between 25 and 150 feet in Lake Michigan waters of Wisconsin. However, between June 29 and Labor Day the nets near Two Rivers/Maniwoc are confined to this area.

The west and east boundaries for the area are the 60 foot and 150 foot contours, respectively.

The pot and leads of the net will be in water 60 to 150 feet. However, the leads may be up to 1,200 feet long making it difficult to see all the flags simultaneously.

How to identify trap nets:

- Trap nets are fished perpendicular to the shoreline (from shallow to deep water). A double orange flag marks the shoreward end of the net and a single orange flag marks the pot of the net. A dark single flag marks anchor at the deep end of the net.
- The orange flag attached to a staff buoy at the pot will be approximately 12 by 9 inches.
- **Orange flags mark the ends of the wings; anchor lines may extend another 600 feet from the flag.**

For more information, contact
University of Wisconsin
Sea Grant Institute
(920) 683-4697
www.seagrants.wisc.edu

WATCH OUT FOR TRAP NETS

NEAR TWO RIVERS/MANITOWOC WIS.

If tangled in a trap net:

- ***Immediately cut any lines and cables***
- Turn the bow into the waves.
- Shut off engine if prop becomes tangled.

- Snagged downrigger cables can be dangerous — release any tension on cables and cut.
- Do not enter water to untangle nets.
- If you need assistance, radio the U.S. Coast Guard.

If you've lost fishing gear, note your location and contact Sea Grant. If possible, identify downrigger balls with your name and phone number so your equipment can be easily returned.